



INVICTOR

Be Invincible



Soturi
GAMING HEADSET

WHAT'S INSIDE

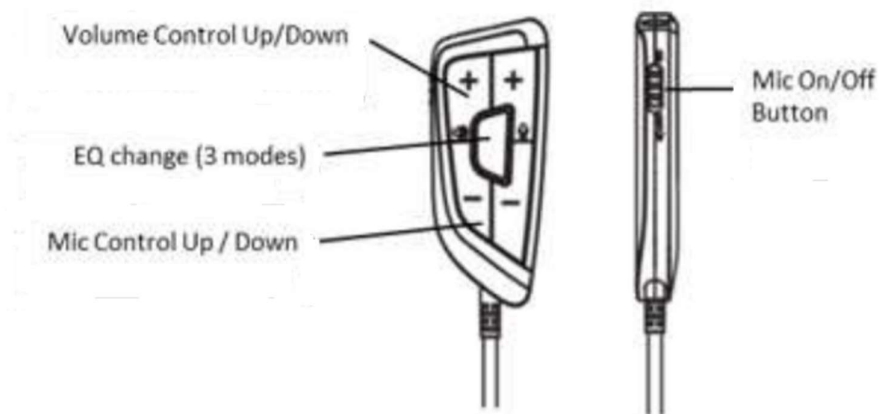
1. Headset
2. Transporter DSP USB Soundcard
3. V-Command Detachable Omni-Directional Microphone
4. Headset Stand
5. Carrying Bag

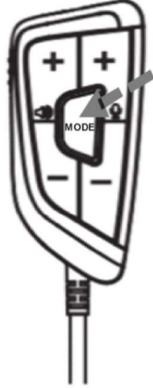
1. Headset



1. Adjustable Headband
2. Ear Cushion
3. V-Command Detachable Boom Microphone
4. 1.5m Cable with 3.5mm TRRS Male Connector

2. Transport DSP USB Soundcard



Press "Mode" button EQ Sound		EQ
BLUE		BALANCED SOUND
GREEN		ENHANCED CLARITY
RED		ENHANCED BASS

3. V-Command Detachable Omni-Directional Microphone

Plug the mic to the headset, then bend it close to your mouth.



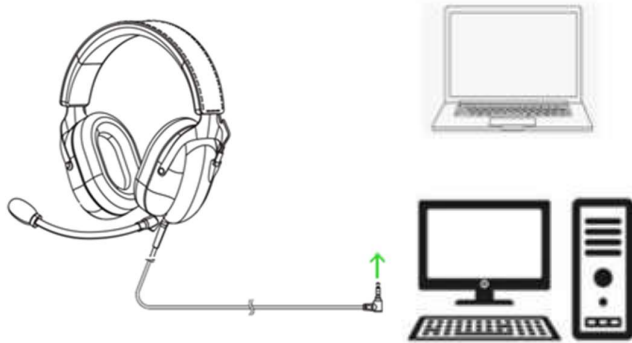
4. Headset Stand



5. Carrying Bag

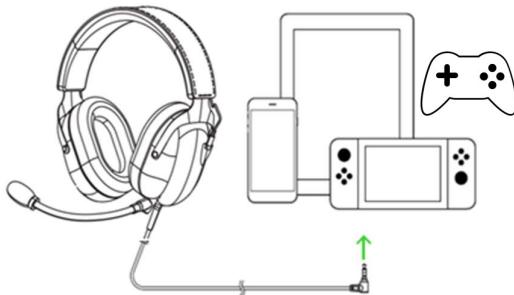


CONNECTING TO LAPTOP/PC




Connect headset's 3.5mm TRRS plug to the PC audio port.

CONNECTING TO GAMING DEVICES



Connect headset's 3.5 mm plug to the gaming devices audio port.

CONNECTING TO LAPTOP/PC/CONSOLE VIA USB



Connect headset's 3.5 mm plug to the Transporter USB Soundcard and plug it to the PC USB port.